


**ELEGANT FLORICULTURE & AGROTECH (I) LIMITED**

REGD. OFFICE AND PLANT : Village Mouge Kashi, Taluka Maval, Vedgaon, Dist. Pune  
**AUDITED FINANCIAL RESULTS FOR THE YEAR/ QUARTER ENDED 31ST MARCH, 2015**

Part I		(Rs. In Lacs)				
Sr. No.	Particulars	Quarter Ended			Year Ended	
		31/03/2015 (Audited)	31/12/2014 (Unaudited)	31/03/2014 (Audited)	31-03-2015 (Audited)	31/03/2014 (Audited)
1	Income from Operation					
	a) Net Sales / Income from Operation (Net of Excise Duty)	77.81	15.03	41.41	125.50	76.79
	b) Other Operating Income	(15.50)	6.70	0.00	5.84	19.94
	<b>Total Income from Operation</b>	<b>62.31</b>	<b>21.73</b>	<b>41.41</b>	<b>131.34</b>	<b>96.73</b>
2	Expenses					
	a) Cost of Material Consumed	8.07	19.09	4.70	45.80	44.16
	b) Purchase	2.14	0.78	3.36	7.67	3.43
	c) Change In Inventories of finished goods, WIP & stock in trade	0.00	0.00	0.00	0.00	0.00
	d) Employee Benefit Expenses	1.94	2.78	5.05	9.64	9.92
	e) Depreciation & Amortisation Expenses	35.75	0.00	32.95	35.75	32.96
	f) Other expenses	15.72	4.81	8.08	33.77	20.25
	<b>Total Expenses</b>	<b>63.62</b>	<b>27.46</b>	<b>54.14</b>	<b>132.63</b>	<b>110.72</b>
3	Profit / (Loss) from Operations before Other Income, Finance Costs and exceptional Items (1-2)	(1.31)	(5.73)	(12.73)	(1.29)	(13.99)
4	Other Income	8.61	5.96	12.28	25.72	24.32
5	Profit / (Loss) from ordinary activities before Finance Costs and exceptional Items (3+4)	7.30	0.23	(0.45)	24.43	10.33
6	Finance Cost	5.59	0.89	(1.75)	8.14	2.49
7	Profit / (Loss) from ordinary activities after Finance Costs but before exceptional Items (5-6)	1.71	(0.66)	1.30	16.29	7.84
8	Exceptional Items	0.00	0.00	0.00	0.00	7.01
9	Profit / (Loss) from ordinary activities before Tax (7+8)	1.71	(0.66)	1.30	16.29	14.85
10	Tax Expenses	(6.92)	0.00	0.00	(6.92)	5.92
11	Net Profit / (Loss) from ordinary activities after Tax (9-10)	8.63	(0.66)	1.30	23.21	8.93
12	Extraordinary Items (net of tax expenses)	0.00	0.00	0.00	0.00	0.00
13	Net Profit / (Loss) for the period (11-12)	8.63	(0.66)	1.30	23.21	8.93
14	Paid-up equity share Capital ( Face Value of Rs. 10/- per Share)	2000.00	2000.00	2000.00	2000.00	2000.00
15	Reserves excluding revaluation reserve as per balance sheet of previous accounting year	7.47	7.47	(1.46)	30.69	7.47
16	Earning Per Share (of Rs. 10 each)					
	i Basic & Diluted EPS (before extra-ordinary items)	0.12	0.00	0.00	0.12	0.04
	ii Basic & Diluted EPS (after extra-ordinary items)	0.12	0.00	0.00	0.12	0.04
<b>Part II</b>						
A	<b>PARTICULARS OF SHAREHOLDING</b>					
1	Public Shareholding					
	- Number of Shares	18515293	18515293	18515293	18515293	18515293
	- Percentage of Shares	92.58	92.58	92.58	92.58	92.58
2	Promoter and Promoter Group Shareholding					
a)	Pledged / Encumbered					
	- Number of Shares	0.00	0.00	0.00	0.00	0.00
	- % of Shares(as a % of the total shareholding of promoter & group)	N.A	N.A	N.A	N.A	N.A
	- % of Shares (as a% of the total share capital of the co.)	N.A	N.A	N.A	N.A	N.A
b)	Non - Encumbered					
	- Number of Shares	1484707	1484707	1484707	1484707	1484707
	- % of Shares(as a % of the total shareholding of promoter & group)	100%	100%	100%	100%	100%
	- % of Shares (as a% of the total share capital of the co.)	7.42%	7.42%	7.42%	7.42%	7.42%

Notes :- 1. The above Financial results were reviewed by the audit committee and were taken on record by the Board of Directors at their meeting held on 30/05/2015. 2. The Company has only one segment viz. Floriculture. 3. During the quarter there was no complaint from investors.


Place: Mumbai.  
Date: 30/05/2015



For Elegant Floriculture & Agrotech (I) Limited  
Sd/- (Pawan Kumar Agarwal)  
Director

**ELEGANT FLORICULTURE & AGROTECH (I) LTD.**  
**VILLAGE MOUJE KASHAL, TAL - MAVAL, WADGAON, PUNE, MAHARASHTRA - 412106**  
**STATEMENT OF ASSETS AND LIABILITIES AS AT 31ST MARCH, 2015**

	Standalone Statement of Assets & Liabilities PARTICULARS	As at 31/03/2015 (Audited)	As at 31/03/2014 (Audited)
<b>A</b>	<b>EQUITY &amp; LIABILITIES</b>		
<b>1</b>	<b>Shareholders Funds</b>		
	(a) Share Capital	199,671,500	199,671,500
	(b) Reserve & Surplus	3,068,637	747,321
	(c) Money received against share warrants	-	0
	<b>Sub-Total - Shareholders Funds</b>	<b>202,740,137</b>	<b>200,418,821</b>
<b>2</b>	<b>Share Application Money pending allotment</b>	<b>0</b>	<b>0</b>
<b>3</b>	<b>Non-Current Liabilities</b>		
	(a) Long-term Borrowings	8,752,522	2,920,711
	(b) Deferred tax liabilities (net)	4,301,288	4,993,094
	(c) Other long-term liabilities	0	0
	(d) Long-term provisions	0	0
	<b>Sub-total - Non-Current Liabilities</b>	<b>13,053,810</b>	<b>7,913,805</b>
<b>4</b>	<b>Current Liabilities</b>		
	(a) Short -term borrowings	0	0
	(b) Trade Payables	1,687,182	544,474
	(c) Other current Liabilities	32,074	13,862
	(d) Short-term provisions	309,737	0
	<b>Sub-total - Current Liabilities</b>	<b>2,028,993</b>	<b>558,336</b>
	<b>TOTAL - EQUITY AND LIABILITIES</b>	<b>217,822,940</b>	<b>208,890,962</b>
<b>B</b>	<b>ASSETS</b>		
<b>1</b>	<b>Non-current assets</b>		
	(a) Fixed assets	31,180,905	28,779,505
	(b) Non-current Investments :	0	0
	(c) Deferred tax assets(net)	0	0
	(d) Long-term loans & advances	125,064,206	124,390,557
	(e) Other non-current assets	0	0
	<b>Sub-total - Non-Current Assets</b>	<b>156,245,111</b>	<b>153,170,062</b>
<b>2</b>	<b>Current Assets</b>		
	(a) Current Investment	0	0
	(b) Inventories	5,252,910	5,536,963
	(c) Trade Receivables	2,595,950	1,399,417
	(d) Cash & Cash Equivalents	733,600	178,810
	(e) Short-term Loans & Advances	52,995,369	48,605,710
	(f) Other current assets	0	0
	<b>Sub-total - Current Assets</b>	<b>61,577,829</b>	<b>55,720,900</b>
	<b>TOTAL - ASSETS</b>	<b>217,822,940</b>	<b>208,890,962</b>



**ELEGANT FLORICULTURE & AGROTECH (I) LIMITED**

REGD. OFFICE AND PLANT : Village Mouje Kasal, Taluka Maval, Vadgaon, Dist. Pune  
**UNAUDITED FINANCIAL RESULTS FOR THE QUARTER ENDED 30TH JUNE, 2015**

Part I

Sr. No.	Particulars	Quarter Ended			(Rs. in Lacs)
		30-06-2015 (Unaudited)	31-03-2015 (Unaudited)	30-06-2014 (Unaudited)	31-03-2015 (Audited)
1	Income from Operation				
a)	Net Sales / Income from Operation (Net of Excise Duty)	22.38	77.81	18.62	125.50
b)	Other Operating Income	0.00	(15.50)	0.25	5.84
	<b>Total Income from Operation</b>	<b>22.38</b>	<b>62.31</b>	<b>18.87</b>	<b>131.34</b>
2	Expenses				
a),	Cost of Material Consumed	11.53	8.07	6.90	45.80
b)	Purchase	0.24	2.14	2.03	7.67
c)	Change in Inventories of finished goods, WIP & stock in trade	0.00	0.00	0.00	0.00
d)	Employee Benefit Expenses	1.63	1.94	2.56	9.64
e)	Depreciation & Amortisation Expenses	0.00	35.75	0.00	35.75
f)	Other expenses	11.54	15.72	7.03	33.77
	<b>Total Expenses</b>	<b>24.94</b>	<b>63.62</b>	<b>18.52</b>	<b>132.63</b>
3	Profit / (Loss) from Operations before Other Income, Finance Costs and exceptional Items (1-2)	(2.56)	(1.31)	0.35	(1.29)
4	Other Income	4.11	8.61	4.59	25.72
5	Profit / (Loss) from ordinary activities before Finance Costs and exceptional Items (3+4)	1.55	7.30	4.94	24.43
6	Finance Cost	0.77	5.59	0.81	8.14
7	Profit / (Loss) from ordinary activities after Finance Costs but before exceptional Items (5-6)	0.78	1.71	4.13	16.29
8	Exceptional Items	0.00	0.00	0.00	0.00
9	Profit / (Loss) from ordinary activities before Tax (7+8)	0.78	1.71	4.13	16.29
10	Tax Expenses	0.00	(6.92)	0.00	(6.92)
11	Net Profit / (Loss) from ordinary activities after Tax (9-10)	0.78	8.63	4.13	23.21
12	Extraordinary Items (net of tax expenses)	0.00	0.00	0.00	0.00
13	Net Profit / (Loss) for the period (11-12)	0.78	8.63	4.13	23.21
14	Paid-up equity share Capital ( Face Value of Rs. 10/- per Share)	2000.00	2000.00	2000.00	2000.00
15	Reserves excluding revaluation reserve as per balance sheet of previous accounting year	30.69	7.47	7.47	30.69
16	Earning Per Share (of Rs. 10 each)				
i	Basic & Diluted EPS (before extra-ordinary items)	0.00	0.12	0.00	0.12
ii	Basic & Diluted EPS (after extra-ordinary Items)	0.00	0.12	0.00	0.12

Part II


A PARTICULARS OF SHAREHOLDING					
1	Public Shareholding				
	- Number of Shares	18515293	18515293	18515293	18515293
	- Percentage of Shares	92.58	92.58	92.58	92.58
2	Promoter and Promoter Group Shareholding				
a)	Pledged / Encumbered				
	- Number of Shares	0.00	0.00	0.00	0.00
	- % of Shares(as a % of the total shareholding of promoter & group)	N.A	N.A	N.A	N.A
	- % of Shares (as a % of the total share capital of the co.)	N.A	N.A	N.A	N.A
b)	Non - Encumbered				
	- Number of Shares	1484707	1484707	1484707	1484707
	- % of Shares(as a % of the total shareholding of promoter & group)	100%	100%	100%	100%
	- % of Shares (as a % of the total share capital of the co.)	7.42%	7.42%	7.42%	7.42%

Notes :- 1. The above Financial results were reviewed by the audit committee and were taken on record by the Board of Directors at their meeting held on 14th August, 2015. 2. The Company has only one segment viz. Floriculture. 3. The Company has received one shareholder / investors complaint during the quarter ended 30th June, 2015, which was redressed.

Place: Mumbai.

For Elegant Floriculture & Agrotech (I) Limited

Date: 14-08-2015



(Pawan Kumar Agarwal)  
Director