


Holding of specified securities

Annexure - I

| | |
|---|---|
| 1. Name of Listed Entity : | Elegant Flori & Agrotech (I) Ltd |
| 2. Scrip Code/Name of Scrip/Class of Security : | 526473 / Equity |
| 3. Share Holding Pattern Filed under: Reg. 31(1)(a)/Reg. 31(1)(b)/Reg.31(1)(c) | Regulation 31 (1) (b) |
| a. If under 31(1)(b) then indicate the report for Quarter ending | 31-12-2018 |
| b. If under 31(1)(c) then indicate date of allotment/extinguishment : | |
| 4. Declaration: The Listed entity is required to submit the following declaration to the extent of submission of information:- | |
| Particulars | Yes*/No* |
| 1 Whether the Listed Entity has issued any partly paid up shares? | No |
| 2 Whether the Listed Entity has issued any Convertible Securities? | No |
| 3 Whether the Listed Entity has issued any Warrants? | No |
| 4 Whether the Listed Entity has any shares against which depository receipts are issued? | No |
| 5 Whether the Listed Entity has any shares in locked-in? | Yes |
| 6 Whether any shares held by promoters are pledge or otherwise encumbered? | No |
| * If the Listed Entity selects the option 'No' for the questions above, the columns for the partly paid up shares, Outstanding Convertible Securities/Warrants, depository receipts, locked-in shares, No of shares pledged or otherwise encumbered by promoters, as applicable, shall not be displayed at the time of dissemination on the Stock Exchange website. Also wherever there is 'No' declared by Listed Entity in above table the values will be considered as 'Zero' by default on submission of the format of holding of specified securities. | |

For Elegant Floriculture & Agrotech (I) Ltd.



Director/Auth. Signatory

Table I - Summary Statement holding of specified securities

| Category (I) | Category of Shareholder (II) | No. of Shareholders (III) | No. of fully paid up equity shares held (IV) | No. of Partly paid-up equity shares held (V) | No. of shares underlying Depository Receipts (VI) | Total no. shares held (VII) = (IV)+(V)+(VI) | Shareholding as a % of total no. of shares (calculated as per SCRR, 1957) (VIII) As a % of (A+B+C2) | Number of Voting Rights held in each class of securities (IX) | | | No. of Shares Underlying Outstanding convertible securities (including Warrants) (X) | Shareholding, as a % assuming full conversion of convertible securities (as a percentage of diluted share capital) (XI) = (VII)+(X) As a % of (A+B+C2) | Number of Locked in shares (XII) | | Number of Shares pledged or otherwise encumbered (XIII) | | Number of equity shares held in dematerialized form (XIV) |
|--------------|--------------------------------|---------------------------|--|--|---|---|---|---|--------------|----------|--|--|----------------------------------|-----|---|-----|---|
| | | | | | | | | Class e.g. X | Class e.g. Y | Total | | | (a) | (b) | (a) | (b) | |
| (A) | Promoter & Promoter Group | 17 | 1484707 | | | 1484707 | 7.42 | 1484707 | | 1484707 | 7.42 | 1484707 | 0 | 0 | 0 | 0 | 1484707 |
| (B) | Public | 5145 | 18515293 | | | 18515293 | 92.58 | 18515293 | | 18515293 | 92.58 | 0 | 0 | 0 | 0 | 0 | 18515293 |
| (C) | Non Promoter- Non Public | | | | | | | | | | | | | | | | |
| (C1) | Shares underlying DRs | | | | | | | | | | | | | | | | |
| (C2) | Shares held by Employee Trusts | | | | | | | | | | | | | | | | |
| | Total | 5162 | 20000000 | | | 20000000 | 100 | 20000000 | | 20000000 | 100 | 1484707 | 7.42 | | | | 18123308 |

For Elegant Floriculture & Agrotech (P) Ltd
 Director/Auth. Signatory

Table II - Statement showing shareholding pattern of the Promoter and Promoter Group

| (a) | Category & Name of the Shareholders (I) | No. of shareholder (III) | No. of fully paid up equity shares held (IV) | Partly paid-up equity shares held (V) | Nos. of shares underlying Depository Receipts (VI) | Total nos. shares held (VII) = (IV+V+VI) | Shareholding % calculated as per SCRR, 1957 As a % of (A+B+C2) (VIII) | Number of Voting Rights held in each class of securities (IX) | | | Total as a % of Total Voting rights | No. of Shares Underlying Outstanding convertible securities (including Warrants) (X) | Shareholding, as a % assuming full conversion of convertible securities (as a percentage of diluted share capital) (XI) = (VII)/(X) as a % of A+B+C2 | Number of Locked In shares (XII) | | Number of Shares pledged or otherwise encumbered (XIII) | | Number of equity shares held in dematerialized form (XIV) |
|------------------|---|--------------------------|--|---------------------------------------|--|--|---|---|---------|-------|-------------------------------------|--|--|----------------------------------|-----|---|---------|---|
| | | | | | | | | Class X | Class Y | Total | | | | (a) | (b) | (a) | (b) | |
| -1 | Indian | | 0 | 0 | 0 | 0 | | | | | | | | | | | | |
| | Individuals/Hindu undivided Family | 16 | 1468167 | 0 | 0 | 1468167 | 7.34 | 0 | 0 | 0 | 7.34 | | | | | | | 1468167 |
| | RAJKUMAR BASUDEV AGARWAL | 1 | 4700 | 0 | 0 | 4700 | 0.02 | 4700 | 4700 | 0.02 | 0.02 | 0.02 | 0.02 | 0.02 | 100 | 100 | | 4700 |
| | NARESHKUMAR BASUDEV AGARWAL (HUF) | 1 | 5000 | 0 | 0 | 5000 | 0.03 | 5000 | 5000 | 0.03 | 0.03 | 0.03 | 0.03 | 100 | 100 | | 5000 | |
| | USHA VIJAYKUMAR MAHAJAN | 1 | 6326 | 0 | 0 | 6326 | 0.03 | 6326 | 6326 | 0.03 | 0.03 | 0.03 | 0.03 | 100 | 100 | | 6326 | |
| | BASUDEV DURGAPARSHAD AGARWAL | 1 | 12000 | 0 | 0 | 12000 | 0.06 | 12000 | 12000 | 0.06 | 0.06 | 0.06 | 0.06 | 100 | 100 | | 12000 | |
| | PAWANKUMAR BASUDEV AGARWAL (HUF) | 1 | 18000 | 0 | 0 | 18000 | 0.09 | 18000 | 18000 | 0.09 | 0.09 | 0.09 | 0.09 | 100 | 100 | | 18000 | |
| | RAJKUMAR BASUDEV AGARWAL (HUF) | 1 | 25220 | 0 | 0 | 25220 | 0.13 | 25220 | 25220 | 0.13 | 0.13 | 0.13 | 0.13 | 100 | 100 | | 25220 | |
| | NARESHKUMAR BASUDEV AGARWAL | 1 | 44000 | 0 | 0 | 44000 | 0.22 | 44000 | 44000 | 0.22 | 0.22 | 0.22 | 0.22 | 100 | 100 | | 44000 | |
| | SUSHIL KANTA NARESHKUMAR AGARWAL | 1 | 48910 | 0 | 0 | 48910 | 0.24 | 48910 | 48910 | 0.24 | 0.24 | 0.24 | 0.24 | 100 | 100 | | 48910 | |
| | KALPANA PAWANKUMAR AGARWAL | 1 | 53845 | 0 | 0 | 53845 | 0.27 | 53845 | 53845 | 0.27 | 0.27 | 0.27 | 0.27 | 100 | 100 | | 53845 | |
| | SULOCHANA RAJKUMAR AGARWAL | 1 | 70013 | 0 | 0 | 70013 | 0.35 | 70013 | 70013 | 0.35 | 0.35 | 0.35 | 0.35 | 100 | 100 | | 70013 | |
| | BASUDEV DURGAPARSHAD AGARWAL (HUF) | 1 | 102700 | 0 | 0 | 102700 | 0.51 | 102700 | 102700 | 0.51 | 0.51 | 0.51 | 0.51 | 100 | 100 | | 102700 | |
| | PAWANKUMAR BASUDEV AGARWAL | 1 | 132860 | 0 | 0 | 132860 | 0.66 | 132860 | 132860 | 0.66 | 0.66 | 0.66 | 0.66 | 100 | 100 | | 132860 | |
| | VARUN SAJJANKUMAR PODAR | 1 | 200000 | 0 | 0 | 200000 | 1 | 200000 | 200000 | 1 | 1 | 1 | 1 | 100 | 100 | | 200000 | |
| | RANI SAJJANKUMAR PODAR | 1 | 229900 | 0 | 0 | 229900 | 1.15 | 229900 | 229900 | 1.15 | 1.15 | 1.15 | 1.15 | 100 | 100 | | 229900 | |
| | SUMIT VIJAYKUMAR MAHAJAN | 1 | 256193 | 0 | 0 | 256193 | 1.28 | 256193 | 256193 | 1.28 | 1.28 | 1.28 | 1.28 | 100 | 100 | | 256193 | |
| | SAJJANKUMAR GURURAJ PODAR | 1 | 258500 | 0 | 0 | 258500 | 1.29 | 258500 | 258500 | 1.29 | 1.29 | 1.29 | 1.29 | 100 | 100 | | 258500 | |
| (b) | Central Government/ State Government(s) | | 0 | 0 | 0 | 0 | | 0 | 0 | | | | | | | | | |
| (c) | Financial Institutions/ Banks | | 0 | 0 | 0 | 0 | | 0 | 0 | | | | | | | | | |
| (d) | Any Other (specify) | 1 | 16540 | 0 | 0 | 16540 | 0.08 | 16540 | 16540 | 0.08 | 0.08 | 0.08 | 0.08 | 100 | 100 | | 16540 | |
| | SREE DURGA IRON AND STEEL CO LIMIT | 1 | 16540 | 0 | 0 | 16540 | 0.08 | 16540 | 16540 | 0.08 | 0.08 | 0.08 | 0.08 | 100 | 100 | | 16540 | |
| Sub-Total (A)(I) | | 17 | 1484707 | 0 | 0 | 1484707 | 7.42 | 1484707 | 1484707 | 7.42 | 7.42 | 7.42 | 7.42 | 100 | 100 | | 1484707 | |

For Elegant Eliciculture & Agriculture
 Director
 Signature

| -2 | Foreign | 0 | 0 | 0 | 0 | 0 | 0 | 0 | 0 | 0 | 0 | 0 | 0 | 0 | 0 | 0 | 0 | 0 | 0 |
|--|--|----|---------|---|---------|------|---------|---------|---------|------|---------|---------|------|---------|------|---------|-----|---------|---------|
| .. (a) | Individuals (Nonresident Individuals/ Foreign) | 0 | 0 | 0 | 0 | 0 | 0 | 0 | 0 | 0 | 0 | 0 | 0 | 0 | 0 | 0 | 0 | 0 | 0 |
| (b) | Government | 0 | 0 | 0 | 0 | 0 | 0 | 0 | 0 | 0 | 0 | 0 | 0 | 0 | 0 | 0 | 0 | 0 | 0 |
| (c) | Institutions | 0 | 0 | 0 | 0 | 0 | 0 | 0 | 0 | 0 | 0 | 0 | 0 | 0 | 0 | 0 | 0 | 0 | 0 |
| (d) | Foreign Portfolio Investor | 0 | 0 | 0 | 0 | 0 | 0 | 0 | 0 | 0 | 0 | 0 | 0 | 0 | 0 | 0 | 0 | 0 | 0 |
| (e) | Any Other (specify) | 0 | 0 | 0 | 0 | 0 | 0 | 0 | 0 | 0 | 0 | 0 | 0 | 0 | 0 | 0 | 0 | 0 | 0 |
| Sub-Total (A)(2) | | 0 | 0 | 0 | 0 | 0 | 0 | 0 | 0 | 0 | 0 | 0 | 0 | 0 | 0 | 0 | 0 | 0 | 0 |
| Total Shareholding of Promoter and Promoter Group (A)-(A1)+(A)(2) | | 17 | 1484707 | 0 | 1484707 | 7.42 | 1484707 | 1484707 | 1484707 | 7.42 | 1484707 | 1484707 | 7.42 | 1484707 | 7.42 | 1484707 | 100 | 1484707 | 1484707 |
| Details of Shares which remain unclaimed may be given hear along with details such as number of shareholders, outstanding shares held in demat/unclaimed suspense account, voting rights which are frozen etc. Note: (1) PAN would not be displayed on website of Stock Exchange(s). (2) The term Encumbrance has the same meaning as assigned under regulation 28(3) of SEBI (Substantial Acquisition of Shares and Takeovers) Regulations, 2011. | | | | | | | | | | | | | | | | | | | |


For Elegant Floriculture & Agri-tech (I) Ltd.

 Director/Author. S. S. S. S. S.

Table III - Statement showing shareholding pattern of the Public shareholder

| Category & Name of the Shareholders (I) | No. of shareholder (III) | No. of fully paid up equity shares held (IV) | Partly paid-up equity shares held (V) | Nos. of shares underlying Depository Receipts (VI) | Total nos. shares held (VII = IV+V+VI) | Shareholding % calculated as per SCRR, 1957 As a % of (A+B+C+D) (VIII) | Number of Voting Rights held in each class of securities (IX) | | | No. of Shares Underlying Outstanding convertible securities (including Warrants) (X) | Shareholding % as a % assuming full conversion of convertible securities (as a percentage of diluted share capital) (XI) = (VII)+(X) as a % of A+B+C+D | Number of Locked in shares (XII) | | Number of Shares pledged or otherwise encumbered (XIII) | | Number of equity shares held in dematerialized form (XIV) | |
|---|--------------------------|--|---------------------------------------|--|--|--|---|----------|-------|--|--|-------------------------------------|---------|---|---------|---|---------------------------------|
| | | | | | | | No of Voting Rights | | | | | Total as a % of Total Voting rights | No. (a) | As a % of total Shares held (b) | No. (a) | | As a % of total shares held (b) |
| | | | | | | | Class X | Class Y | Total | | | | | | | | |
| -1 Institutions | | 0 | 0 | 0 | 0 | 0 | 0 | 0 | 0 | 0 | 0 | 0 | 0 | 0 | 0 | 0 | |
| (a) Mutual Funds | 3 | 38500 | 0 | 0 | 38500 | 0.19 | 38500 | 38500 | 0.19 | 0.19 | 0 | 0 | 0 | 0 | 0 | 0 | |
| (b) Venture Capital Funds | | 0 | 0 | 0 | 0 | 0 | 0 | 0 | 0 | 0 | | | | | | | |
| (c) Alternate Investment Funds | | 0 | 0 | 0 | 0 | 0 | 0 | 0 | 0 | 0 | | | | | | | |
| (d) Foreign Venture Capital Investors | | 0 | 0 | 0 | 0 | 0 | 0 | 0 | 0 | 0 | | | | | | | |
| (e) Foreign Portfolio Investors | | 0 | 0 | 0 | 0 | 0 | 0 | 0 | 0 | 0 | | | | | | | |
| (f) Financial Institutions/ Banks | | 0 | 0 | 0 | 0 | 0 | 0 | 0 | 0 | 0 | | | | | | | |
| (g) Insurance Companies | | 0 | 0 | 0 | 0 | 0 | 0 | 0 | 0 | 0 | | | | | | | |
| (h) Provident Funds/ Pension Funds | | 0 | 0 | 0 | 0 | 0 | 0 | 0 | 0 | 0 | | | | | | | |
| (i) Any Other (specify) | | 0 | 0 | 0 | 0 | 0 | 0 | 0 | 0 | 0 | | | | | | | |
| Sub-Total (B)(1) | 3 | 38500 | 0 | 0 | 38500 | 0.19 | 38500 | 38500 | 0.19 | 0.19 | 0 | 0 | 0 | 0 | 0 | 0 | |
| -2 Central Government/ State Government(s)/ President of India | | 0 | 0 | 0 | 0 | 0 | 0 | 0 | 0 | 0 | | | | | | | |
| Sub-Total (B)(2) | | 0 | 0 | 0 | 0 | 0 | 0 | 0 | 0 | 0 | | | | | | | |
| -3 Non-institutions | | 0 | 0 | 0 | 0 | 0 | 0 | 0 | 0 | 0 | | | | | | | |
| (a(i)) Individuals - i. Individual shareholders holding nominal share capital up to Rs. 2 lakhs. | 4946 | 3225327 | 0 | 0 | 3225327 | 16.13 | 3225327 | 3225327 | 16.13 | 16.13 | 0 | 0 | 0 | 0 | 0 | 1746627 | |
| (a(ii)) Individuals - ii. Individual shareholders holding nominal share capital in excess of Rs. 2 lakhs. | 59 | 11419484 | 0 | 0 | 11419484 | 57.1 | 11419484 | 11419484 | 57.1 | 57.1 | 0 | 0 | 0 | 0 | 0 | 11226984 | |
| AAKASH ANIL JINDAL | 1 | 200000 | 0 | 0 | 200000 | 1 | 200000 | 200000 | 1 | 1 | 0 | 0 | 0 | 0 | 0 | 200000 | |
| ANITA DINESH PATODIA | 1 | 200000 | 0 | 0 | 200000 | 1 | 200000 | 200000 | 1 | 1 | 0 | 0 | 0 | 0 | 0 | 200000 | |
| ANKIT DINESH PATODIA | 1 | 200000 | 0 | 0 | 200000 | 1 | 200000 | 200000 | 1 | 1 | 0 | 0 | 0 | 0 | 0 | 200000 | |
| HARSHIT MOHANLAL SINGHAL | 1 | 200000 | 0 | 0 | 200000 | 1 | 200000 | 200000 | 1 | 1 | 0 | 0 | 0 | 0 | 0 | 200000 | |
| NIDHI SAGAR SHARMA | 1 | 200000 | 0 | 0 | 200000 | 1 | 200000 | 200000 | 1 | 1 | 0 | 0 | 0 | 0 | 0 | 200000 | |
| REKHA MANISH SINGHAL | 1 | 200000 | 0 | 0 | 200000 | 1 | 200000 | 200000 | 1 | 1 | 0 | 0 | 0 | 0 | 0 | 200000 | |
| RITU KAMAL SINGHAL | 1 | 200000 | 0 | 0 | 200000 | 1 | 200000 | 200000 | 1 | 1 | 0 | 0 | 0 | 0 | 0 | 200000 | |
| SANDEEP JAWAHARLAL SINGHAL | 1 | 200000 | 0 | 0 | 200000 | 1 | 200000 | 200000 | 1 | 1 | 0 | 0 | 0 | 0 | 0 | 200000 | |
| SARITA SANDEEP SINGHAL | 1 | 200000 | 0 | 0 | 200000 | 1 | 200000 | 200000 | 1 | 1 | 0 | 0 | 0 | 0 | 0 | 200000 | |
| SHEELA HARIPRASAD SHARMA | 1 | 200000 | 0 | 0 | 200000 | 1 | 200000 | 200000 | 1 | 1 | 0 | 0 | 0 | 0 | 0 | 200000 | |
| SHIVANG KAGZI | 1 | 200000 | 0 | 0 | 200000 | 1 | 200000 | 200000 | 1 | 1 | 0 | 0 | 0 | 0 | 0 | 200000 | |
| SHRUTI KAGZI | 1 | 200000 | 0 | 0 | 200000 | 1 | 200000 | 200000 | 1 | 1 | 0 | 0 | 0 | 0 | 0 | 200000 | |
| SUSHMA ANIL JINDAL | 1 | 200000 | 0 | 0 | 200000 | 1 | 200000 | 200000 | 1 | 1 | 0 | 0 | 0 | 0 | 0 | 200000 | |
| VARSHA RUPESH GUPTA | 1 | 200000 | 0 | 0 | 200000 | 1 | 200000 | 200000 | 1 | 1 | 0 | 0 | 0 | 0 | 0 | 200000 | |
| MANJU KAGZI | 1 | 200500 | 0 | 0 | 200500 | 1 | 200500 | 200500 | 1 | 1 | 0 | 0 | 0 | 0 | 0 | 200500 | |
| KAMAL SINGHAL | 1 | 250000 | 0 | 0 | 250000 | 1.25 | 250000 | 250000 | 1.25 | 1.25 | 0 | 0 | 0 | 0 | 0 | 250000 | |
| MANISH P. SINGHAL | 1 | 250000 | 0 | 0 | 250000 | 1.25 | 250000 | 250000 | 1.25 | 1.25 | 0 | 0 | 0 | 0 | 0 | 250000 | |
| PUSHKAR DAYAL SINGHAL | 1 | 250000 | 0 | 0 | 250000 | 1.25 | 250000 | 250000 | 1.25 | 1.25 | 0 | 0 | 0 | 0 | 0 | 250000 | |
| RAJBALA GUPTA | 1 | 250000 | 0 | 0 | 250000 | 1.25 | 250000 | 250000 | 1.25 | 1.25 | 0 | 0 | 0 | 0 | 0 | 250000 | |
| RAKHI ANUP GUPTA | 1 | 250000 | 0 | 0 | 250000 | 1.25 | 250000 | 250000 | 1.25 | 1.25 | 0 | 0 | 0 | 0 | 0 | 250000 | |
| RICHA SAURABH MITTAL | 1 | 250000 | 0 | 0 | 250000 | 1.25 | 250000 | 250000 | 1.25 | 1.25 | 0 | 0 | 0 | 0 | 0 | 250000 | |
| SAPNA BALKISHAN GUPTA | 1 | 250000 | 0 | 0 | 250000 | 1.25 | 250000 | 250000 | 1.25 | 1.25 | 0 | 0 | 0 | 0 | 0 | 250000 | |
| VIJAY BHUSHAN GUPTA | 1 | 250000 | 0 | 0 | 250000 | 1.25 | 250000 | 250000 | 1.25 | 1.25 | 0 | 0 | 0 | 0 | 0 | 250000 | |
| ANUPKUMAR VIRENDRA GUPTA | 1 | 300000 | 0 | 0 | 300000 | 1.5 | 300000 | 300000 | 1.5 | 1.5 | 0 | 0 | 0 | 0 | 0 | 300000 | |
| LAXMI DEVI SINGHAL | 1 | 300000 | 0 | 0 | 300000 | 1.5 | 300000 | 300000 | 1.5 | 1.5 | 0 | 0 | 0 | 0 | 0 | 300000 | |
| MANORMA MOHANLAL SINGHAL | 1 | 300000 | 0 | 0 | 300000 | 1.5 | 300000 | 300000 | 1.5 | 1.5 | 0 | 0 | 0 | 0 | 0 | 300000 | |
| MOHANLAL MANEKCHAND SINGHAL | 1 | 300000 | 0 | 0 | 300000 | 1.5 | 300000 | 300000 | 1.5 | 1.5 | 0 | 0 | 0 | 0 | 0 | 300000 | |
| NARENDRAKUMAR SHARMA | 1 | 300000 | 0 | 0 | 300000 | 1.5 | 300000 | 300000 | 1.5 | 1.5 | 0 | 0 | 0 | 0 | 0 | 300000 | |
| RAJESHKUMAR BRAHMPRAKASH SHARMA | 1 | 300000 | 0 | 0 | 300000 | 1.5 | 300000 | 300000 | 1.5 | 1.5 | 0 | 0 | 0 | 0 | 0 | 300000 | |

For Director
Signature

| | | | | | | | | | | | | | |
|-----|--|------|----------|---|----------|-------|----------|----------|-------|-------|---|---|----------|
| | RUPESH HARISHCHANDRA GUPTA | 1 | 300000 | 0 | 300000 | 1.5 | 300000 | 300000 | 1.5 | 1.5 | 0 | 0 | 300000 |
| | SHILPA RAJESHKUMAR SHARMA | 1 | 300000 | 0 | 300000 | 1.5 | 300000 | 300000 | 1.5 | 1.5 | 0 | 0 | 300000 |
| | VJAYKUMAR AGRAWAL | 1 | 400000 | 0 | 400000 | 2 | 400000 | 400000 | 2 | 2 | 0 | 0 | 400000 |
| | AAKANKSHA SHIVHARI GARG | 1 | 435000 | 0 | 435000 | 2.18 | 435000 | 435000 | 2.18 | 2.18 | 0 | 0 | 435000 |
| | NEENA SHIVHARI GARG | 1 | 500000 | 0 | 500000 | 2.5 | 500000 | 500000 | 2.5 | 2.5 | 0 | 0 | 500000 |
| | AMIT VJAYKUMAR MAHAJAN | 1 | 623765 | 0 | 623765 | 3.12 | 623765 | 623765 | 3.12 | 3.12 | 0 | 0 | 623765 |
| | HARISHCHANDRA RAMPRATAP GUPTA | 1 | 800000 | 0 | 800000 | 4 | 800000 | 800000 | 4 | 4 | 0 | 0 | 800000 |
| (b) | NBFCs registered with RBI | | 0 | 0 | 0 | | 0 | 0 | | | | | |
| (c) | Employer Trusts | | 0 | 0 | 0 | | 0 | 0 | | | | | |
| (d) | Overseas Depositories (holding DRs) (balancing figure) | | 0 | 0 | 0 | | 0 | 0 | | | | | |
| (e) | Any Other (specify) | 137 | 3831982 | 0 | 3831982 | 19.16 | 3831982 | 3831982 | 19.16 | 19.16 | 0 | 0 | 3664982 |
| | Non-Resident Indian (NRI) | 8 | 3325 | 0 | 3325 | 0.02 | 3325 | 3325 | 0.02 | 0.02 | 0 | 0 | 2125 |
| | Clearing Members | 8 | 18349 | 0 | 18349 | 0.09 | 18349 | 18349 | 0.09 | 0.09 | 0 | 0 | 18349 |
| | MOHANLAL SINGHAL HUF | 1 | 200000 | 0 | 200000 | 1 | 200000 | 200000 | 1 | 1 | 0 | 0 | 200000 |
| | CARRON INVESTMENTS PVT LTD | 1 | 221363 | 0 | 221363 | 1.11 | 221363 | 221363 | 1.11 | 1.11 | 0 | 0 | 221363 |
| | KAMAL SINGHAL HUF | 1 | 250000 | 0 | 250000 | 1.25 | 250000 | 250000 | 1.25 | 1.25 | 0 | 0 | 250000 |
| | MANISH SINGHAL HUF | 1 | 250000 | 0 | 250000 | 1.25 | 250000 | 250000 | 1.25 | 1.25 | 0 | 0 | 250000 |
| | PUSHKAR DAYAL SINGHAL (H.U.F.) | 1 | 250000 | 0 | 250000 | 1.25 | 250000 | 250000 | 1.25 | 1.25 | 0 | 0 | 250000 |
| | RUPESH HARISHCHANDRA GUPTA HUF | 1 | 300000 | 0 | 300000 | 1.5 | 300000 | 300000 | 1.5 | 1.5 | 0 | 0 | 300000 |
| | GEETA MERCANTILE PVT. LTD. | 1 | 300000 | 0 | 300000 | 1.5 | 300000 | 300000 | 1.5 | 1.5 | 0 | 0 | 300000 |
| | YASHWANT BIHARI KAGZI HUF | 1 | 400000 | 0 | 400000 | 2 | 400000 | 400000 | 2 | 2 | 0 | 0 | 400000 |
| | KHATTU LAND AND PROPERTY TRADERS PV | 1 | 800000 | 0 | 800000 | 4 | 800000 | 800000 | 4 | 4 | 0 | 0 | 800000 |
| | Bodies Corporate | 63 | 1665361 | 0 | 1665361 | 8.33 | 1665361 | 1665361 | 8.33 | 8.33 | 0 | 0 | 1499561 |
| | HUF | 58 | 2144947 | 0 | 2144947 | 10.72 | 2144947 | 2144947 | 10.72 | 10.72 | 0 | 0 | 2144947 |
| | Sub-Total (B)(3) | 5142 | 18476793 | 0 | 18476793 | 92.38 | 18476793 | 18476793 | 92.38 | 92.38 | 0 | 0 | 16638593 |
| | Total Public Shareholding (B)-(E)(1)+(B)(2)+(B)(3) | 5145 | 18515293 | 0 | 18515293 | 92.58 | 18515293 | 18515293 | 92.58 | 92.58 | 0 | 0 | 16638593 |

Details of the shareholders acting as persons in Concert including their Shareholding (No. and %):Details of Shares which remain unclaimed may be given here along with details such as number of shareholders, outstanding shares held in demat/unclaimed suspense account, voting rights which are frozen etc.Note:(1) PAN would not be displayed on website of Stock Exchange(s). (2) The above format needs to be disclosed along with the name of following persons: Institutions/Non Institutions holding more than 1% of total number of shares. (3) W.r.t. the information pertaining to Depository Receipts, the same may be disclosed in the respective columns to the extent information available and the balance to be disclosed as held by custodian.


For Elegant Floriculture & Agritech (I) Ltd.

 Director/Auth. Signatory

Table IV - Statement showing shareholding pattern of the Non Promoter- Non Public shareholder

| Category & Name of the Shareholders (I) | No. of shareholder (III) | No. of fully paid up equity shares held (IV) | Partly paid-up equity shares held (V) | Nos. of shares underlying Depository Receipts (VI) | Total nos. shares held (VII = IV+V+VI) | Shareholding % calculated as per SCRR, 1957 As a % of (A+B+C2) (VIII) | Number of Voting Rights held in each class of securities (IX) | | | No. of Shares Underlying Outstanding convertible securities (including Warrants) (X) | Shareholding, as a % assuming full conversion of convertible securities (as a percentage of diluted share capital) (XI) = (VII)+(X) as a % of A+B+C2 | Number of Locked in shares (XII) | | Number of Shares pledged or otherwise encumbered | | Number of equity shares held in dematerialized form (XIV) | |
|---|--|--|---------------------------------------|--|--|---|---|---------|-------|--|--|-------------------------------------|---------|--|---------|---|---------------------------------|
| | | | | | | | No of Voting Rights | | | | | Total as a % of Total Voting rights | No. (a) | As a % of total Shares held (b) | No. (a) | | As a % of total shares held (b) |
| | | | | | | | Class X | Class Y | Total | | | | | | | | |
| 1 | Custodian/DR Holder | | | | | | | | | | | | | | | | |
| (a) | Name of DR Holder (if available) | | | | | | | | | | | | | | | | |
| | Sub-Total [C](1) | 0 | 0 | 0 | 0 | 0 | 0 | 0 | 0 | 0 | 0 | 0 | 0 | 0 | 0 | 0 | |
| 2 | Employee Benefit Trust (under SEBI (Share based Employee Benefit) Regulations, 2014) | | | | | | | | | | | | | | | | |
| (a) | Name (abc...) | | | | | | | | | | | | | | | | |
| | Sub-Total [C](2) | 0 | 0 | 0 | 0 | 0 | 0 | 0 | 0 | 0 | 0 | 0 | 0 | 0 | 0 | 0 | |
| | Total Non-Promoter- Non Public Shareholding (C)=C(1) +C(2) | 0 | 0 | 0 | 0 | 0 | 0 | 0 | 0 | 0 | 0 | 0 | 0 | 0 | 0 | 0 | |

Note (1) PAN would not be displayed on website of Stock Exchange(s). (2) The above format needs to disclose name of all holders holding more than 1% of total number of shares (3) W.r.t. the information pertaining to Depository Receipts, the same may be disclosed in the respective columns to the extent information available.

For Elegant Floriculture & Agrotech (I) Ltd.


Director/Auth. Signatory