

PAYAL GADA & CO
CHARTERED ACCOUNTANTS


S-15, Sej Plaza, 2nd Floor, Near Nutan School, Marve Road, Malad(W), Mumbai – 400064
E- Mail: payal@payalgadaco.in | Ph.: 022-28012075 | Mob: 9820562075

To,
The Chief General Manager
Listing Operation, BSE Limited,
20th Floor, P.J.Towers,
Dalal Street,
Mumbai – 400 001.

Dear Sir,

Sub : Application for “In-principle approval” prior to issue and allotment of 1,00,00,000 Warrants convertible into upto 1,00,00,000 Equity Shares on preferential basis under Regulation 28(1) of the SEBI (Listing Obligations and Disclosure Requirements), Regulations, 2015.

1. I FCA PAYAL GADA (ICAI Membership No: 110424) , Proprietor of PAYAL GADA & CO , Chartered Accountants (ICAI FRN :148529W), a Practicing Chartered Accountant, hereby certify that the minimum issue price for the proposed preferential issue of Elegant Floriculture & Agrotech (India) Ltd (“Elegant” or “Issuer”) based on the pricing formula prescribed under Regulation 164(1) of Chapter V of SEBI (Issue of Capital and Disclosure Requirements) Regulations, 2018 has been worked out at INR 6.20 per Warrant.
2. The Company can not issue shares / warrant at discount to face value of INR 10 per share.
3. The Board of Directors have decided to issue warrants at **INR 10/- per warrant.**
4. The relevant date for the purpose of said minimum issue price was **Friday, 26th July, 2024.**
5. The workings for arriving at such minimum issue price have been attached herewith as **Annexure A.**
6. The highest trading volume in respect of the equity shares of the issuer has been recorded during the preceding 90 trading days prior to the relevant date on the **BSE Limited.**



**PAYAL GADA & CO
CHARTERED ACCOUNTANTS**

7. We hereby certify that the Articles of Association of the Issuer does not provide for a method of determination which results in a floor price higher than that determined under ICDR Regulations, 2018.

**For Payal Gada & Co
Chartered Accountants**

Payal



**FCA Payal Gada,
ICAI Membership No:110424
ICAI FRN :148529W
UDIN: 24110424BKBIFG9969
Date : 1st August, 2024**

Annexure A

Relevant date

Relevant date as per Regulation 161(a) of ICDR	
Date on which the meeting of shareholders ("EGM") is held to consider the proposed preferential issue	Tuesday, 27 August 2024
Relevant date - Thirty days prior to the date on which the meeting of shareholders is held to consider the proposed preferential issue	Sunday, 28 July 2024
Applicable Relevant date	Sunday, 28 July 2024
Date preceding the relevant date	Saturday, 27 July 2024
Relevant date is a holiday and date preceding the relevant date is also a holiday, hence applicable relevant date	Friday, 26 July 2024
Date preceding the applicable relevant date	Thursday, 25 July 2024

Frequent/Infrequent

The shares of the Issuer are frequently traded as in this case **69.53%** of the total number of shares are traded during the 240 trading days preceding the relevant date as detailed in **Annexure A(i)**.


Applicable Minimum Price as per Regulation 164(1) under ICDR Regulations is summarized as under-

Annexure A - Fair Market Valuation of the Company using the Market Price method under Regulation 164(1)					
Relevant date		Friday, 26 July 2024			
Relevant Exchange		BSE			
Particulars	Annexure	Reference	Unit	Price INR	
Volume weighted average price ("VWAP") of 90 exchange trading days preceding the relevant date	A	(ii)	A	INR per share	6.20
Volume weighted average price ("VWAP") of 10 exchange trading days preceding the relevant date	A	(iii)	B	INR per share	6.10
Market price as per Regulation 164(1) of ICDR			C=Max of A and B	INR per share	6.20

Volume weighted average price ("VWAP") of 90 exchange trading days preceding the relevant date is attached as **Annexure A(ii)**.

Volume weighted average price ("VWAP") of 10 trading exchange days preceding the relevant date attached as **Annexure A(iii)**.

The Board has decided to issue warrants at Rs.10/- per warrant.



PAYAL GADA & CO
CHARTERED ACCOUNTANTS

Annexure A(i)- Total number of shares traded during the 240 exchange trading days preceding the relevant date

Annexure A(i) -		Day wise trading volume for 240 exchange trading days prior to the relevant date	
Day Number	Date	Day of the week	Number of Shares traded on BSE during the day
1	07-Aug-23	Monday	49,656
2	08-Aug-23	Tuesday	57,500
3	09-Aug-23	Wednesday	40,726
4	10-Aug-23	Thursday	42,018
5	11-Aug-23	Friday	14,761
6	14-Aug-23	Monday	66,230
7	16-Aug-23	Wednesday	33,226
8	17-Aug-23	Thursday	48,249
9	18-Aug-23	Friday	41,404
10	21-Aug-23	Monday	61,117
11	22-Aug-23	Tuesday	99,464
12	23-Aug-23	Wednesday	73,969
13	24-Aug-23	Thursday	46,653
14	25-Aug-23	Friday	64,978
15	28-Aug-23	Monday	56,693
16	29-Aug-23	Tuesday	98,471
17	30-Aug-23	Wednesday	49,956
18	31-Aug-23	Thursday	54,479
19	01-Sep-23	Friday	79,814
20	04-Sep-23	Monday	84,611
21	05-Sep-23	Tuesday	94,385
22	06-Sep-23	Wednesday	5,85,077
23	07-Sep-23	Thursday	1,66,270
24	08-Sep-23	Friday	1,77,716
25	11-Sep-23	Monday	60,195
26	12-Sep-23	Tuesday	49,469
27	13-Sep-23	Wednesday	28,742
28	14-Sep-23	Thursday	1,76,005
29	15-Sep-23	Friday	41,075
30	18-Sep-23	Monday	63,013
31	20-Sep-23	Wednesday	85,170
32	21-Sep-23	Thursday	95,352
33	22-Sep-23	Friday	35,965
34	25-Sep-23	Monday	46,882
35	26-Sep-23	Tuesday	27,395
36	27-Sep-23	Wednesday	12,188
37	28-Sep-23	Thursday	50,709
38	29-Sep-23	Friday	10,507
39	03-Oct-23	Tuesday	17,793
40	04-Oct-23	Wednesday	8,14,138
41	05-Oct-23	Thursday	1,45,239
42	06-Oct-23	Friday	4,46,747
43	09-Oct-23	Monday	1,97,744
44	10-Oct-23	Tuesday	99,090
45	11-Oct-23	Wednesday	50,725



PAYAL GADA & CO
CHARTERED ACCOUNTANTS

Annexure A(i) - Day wise trading volume for 240 exchange trading days prior to the relevant date			
Day Number	Date	Day of the week	Number of Shares traded on BSE during the day
46	12-Oct-23	Thursday	45,801
47	13-Oct-23	Friday	84,920
48	16-Oct-23	Monday	24,255
49	17-Oct-23	Tuesday	34,283
50	18-Oct-23	Wednesday	55,532
51	19-Oct-23	Thursday	42,901
52	20-Oct-23	Friday	15,331
53	23-Oct-23	Monday	38,242
54	25-Oct-23	Wednesday	35,924
55	26-Oct-23	Thursday	46,183
56	27-Oct-23	Friday	15,476
57	30-Oct-23	Monday	8,994
58	31-Oct-23	Tuesday	13,729
59	01-Nov-23	Wednesday	19,303
60	02-Nov-23	Thursday	23,275
61	03-Nov-23	Friday	16,349
62	06-Nov-23	Monday	33,063
63	07-Nov-23	Tuesday	44,993
64	08-Nov-23	Wednesday	52,095
65	09-Nov-23	Thursday	51,772
66	10-Nov-23	Friday	31,599
67	12-Nov-23	Sunday	8,251
68	13-Nov-23	Monday	44,716
69	15-Nov-23	Wednesday	25,226
70	16-Nov-23	Thursday	34,316
71	17-Nov-23	Friday	41,283
72	20-Nov-23	Monday	40,756
73	21-Nov-23	Tuesday	57,753
74	22-Nov-23	Wednesday	29,501
75	23-Nov-23	Thursday	24,465
76	24-Nov-23	Friday	44,956
77	28-Nov-23	Tuesday	36,966
78	29-Nov-23	Wednesday	26,885
79	30-Nov-23	Thursday	29,267
80	01-Dec-23	Friday	32,743
81	04-Dec-23	Monday	45,540
82	05-Dec-23	Tuesday	69,094
83	06-Dec-23	Wednesday	82,688
84	07-Dec-23	Thursday	23,152
85	08-Dec-23	Friday	62,576
86	11-Dec-23	Monday	33,385
87	12-Dec-23	Tuesday	52,331
88	13-Dec-23	Wednesday	41,137
89	14-Dec-23	Thursday	50,076
90	15-Dec-23	Friday	66,513



PAYAL GADA & CO
CHARTERED ACCOUNTANTS

Annexure A(i) - Day wise trading volume for 240 exchange trading days prior to the relevant date			
Day Number	Date	Day of the week	Number of Shares traded on BSE during the day
91	18-Dec-23	Monday	35,186
92	19-Dec-23	Tuesday	4,77,816
93	20-Dec-23	Wednesday	96,478
94	21-Dec-23	Thursday	38,184
95	22-Dec-23	Friday	38,704
96	26-Dec-23	Tuesday	28,275
97	27-Dec-23	Wednesday	45,473
98	28-Dec-23	Thursday	36,409
99	29-Dec-23	Friday	59,379
100	01-Jan-24	Monday	57,047
101	02-Jan-24	Tuesday	26,890
102	03-Jan-24	Wednesday	55,513
103	04-Jan-24	Thursday	46,817
104	05-Jan-24	Friday	1,11,164
105	08-Jan-24	Monday	63,869
106	09-Jan-24	Tuesday	5,91,722
107	10-Jan-24	Wednesday	2,67,998
108	11-Jan-24	Thursday	99,324
109	12-Jan-24	Friday	1,71,342
110	15-Jan-24	Monday	65,244
111	16-Jan-24	Tuesday	85,467
112	17-Jan-24	Wednesday	64,318
113	18-Jan-24	Thursday	36,089
114	19-Jan-24	Friday	38,655
115	20-Jan-24	Saturday	34,156
116	23-Jan-24	Tuesday	58,440
117	24-Jan-24	Wednesday	27,335
118	25-Jan-24	Thursday	40,235
119	29-Jan-24	Monday	66,030
120	30-Jan-24	Tuesday	20,781
121	31-Jan-24	Wednesday	40,621
122	01-Feb-24	Thursday	66,889
123	02-Feb-24	Friday	61,587
124	05-Feb-24	Monday	57,033
125	06-Feb-24	Tuesday	64,245
126	07-Feb-24	Wednesday	82,259
127	08-Feb-24	Thursday	37,135
128	09-Feb-24	Friday	39,962
129	12-Feb-24	Monday	35,054
130	13-Feb-24	Tuesday	37,649
131	14-Feb-24	Wednesday	37,686
132	15-Feb-24	Thursday	44,208
133	16-Feb-24	Friday	40,147
134	19-Feb-24	Monday	70,773
135	20-Feb-24	Tuesday	33,512



PAYAL GADA & CO
CHARTERED ACCOUNTANTS

Annexure A(i) - Day wise trading volume for 240 exchange trading days prior to the relevant date			
Day Number	Date	Day of the week	Number of Shares traded on BSE during the day
136	21-Feb-24	Wednesday	30,835
137	22-Feb-24	Thursday	25,617
138	23-Feb-24	Friday	35,507
139	26-Feb-24	Monday	30,472
140	27-Feb-24	Tuesday	30,076
141	28-Feb-24	Wednesday	21,257
142	29-Feb-24	Thursday	10,807
143	01-Mar-24	Friday	32,277
144	02-Mar-24	Saturday	6,217
145	04-Mar-24	Monday	19,634
146	05-Mar-24	Tuesday	35,452
147	06-Mar-24	Wednesday	29,824
148	07-Mar-24	Thursday	31,663
149	11-Mar-24	Monday	23,627
150	12-Mar-24	Tuesday	22,529
151	13-Mar-24	Wednesday	51,619
152	14-Mar-24	Thursday	37,893
153	15-Mar-24	Friday	47,016
154	18-Mar-24	Monday	18,597
155	19-Mar-24	Tuesday	42,823
156	20-Mar-24	Wednesday	6,946
157	21-Mar-24	Thursday	71,296
158	22-Mar-24	Friday	21,670
159	26-Mar-24	Tuesday	32,309
160	27-Mar-24	Wednesday	44,083
161	28-Mar-24	Thursday	91,493
162	01-Apr-24	Monday	40,589
163	02-Apr-24	Tuesday	53,254
164	03-Apr-24	Wednesday	41,656
165	04-Apr-24	Thursday	23,477
166	05-Apr-24	Friday	35,399
167	08-Apr-24	Monday	90,330
168	09-Apr-24	Tuesday	35,303
169	10-Apr-24	Wednesday	41,727
170	12-Apr-24	Friday	22,835
171	15-Apr-24	Monday	22,199
172	16-Apr-24	Tuesday	22,190
173	18-Apr-24	Thursday	23,508
174	19-Apr-24	Friday	29,731
175	22-Apr-24	Monday	26,201
176	23-Apr-24	Tuesday	28,144
177	24-Apr-24	Wednesday	19,570
178	25-Apr-24	Thursday	29,119
179	26-Apr-24	Friday	23,225
180	29-Apr-24	Monday	28,768



PAYAL GADA & CO
CHARTERED ACCOUNTANTS


Annexure A(i) - Day wise trading volume for 240 exchange trading days prior to the relevant date			
Day Number	Date	Day of the week	Number of Shares traded on BSE during the day
181	30-Apr-24	Tuesday	20,263
182	02-May-24	Thursday	22,027
183	03-May-24	Friday	28,527
184	06-May-24	Monday	6,621
185	07-May-24	Tuesday	27,057
186	08-May-24	Wednesday	34,206
187	09-May-24	Thursday	18,537
188	10-May-24	Friday	29,635
189	13-May-24	Monday	26,781
190	14-May-24	Tuesday	19,301
191	15-May-24	Wednesday	43,485
192	16-May-24	Thursday	22,648
193	17-May-24	Friday	45,581
194	18-May-24	Saturday	4,885
195	21-May-24	Tuesday	57,077
196	22-May-24	Wednesday	20,654
197	23-May-24	Thursday	19,455
198	24-May-24	Friday	47,164
199	27-May-24	Monday	13,123
200	28-May-24	Tuesday	15,311
201	29-May-24	Wednesday	13,357
202	30-May-24	Thursday	31,954
203	31-May-24	Friday	64,383
204	03-Jun-24	Monday	84,672
205	04-Jun-24	Tuesday	1,12,834
206	05-Jun-24	Wednesday	32,327
207	06-Jun-24	Thursday	12,068
208	07-Jun-24	Friday	37,224
209	10-Jun-24	Monday	25,743
210	11-Jun-24	Tuesday	69,537



PAYAL GADA & CO
CHARTERED ACCOUNTANTS

Annexure A(i) -		Day wise trading volume for 240 exchange trading days prior to the relevant date	
Day Number	Date	Day of the week	Number of Shares traded on BSE during the day
211	12-Jun-24	Wednesday	37,405
212	13-Jun-24	Thursday	73,736
213	14-Jun-24	Friday	75,440
214	18-Jun-24	Tuesday	42,411
215	19-Jun-24	Wednesday	51,486
216	20-Jun-24	Thursday	30,448
217	21-Jun-24	Friday	28,067
218	24-Jun-24	Monday	45,326
219	25-Jun-24	Tuesday	39,960
220	26-Jun-24	Wednesday	37,950
221	27-Jun-24	Thursday	28,844
222	28-Jun-24	Friday	33,793
223	01-Jul-24	Monday	29,811
224	02-Jul-24	Tuesday	8,627
225	03-Jul-24	Wednesday	50,391
226	04-Jul-24	Thursday	43,840
227	05-Jul-24	Friday	11,930
228	08-Jul-24	Monday	91,778
229	09-Jul-24	Tuesday	22,195
230	10-Jul-24	Wednesday	30,792
231	11-Jul-24	Thursday	15,546
232	12-Jul-24	Friday	23,347
233	15-Jul-24	Monday	23,076
234	16-Jul-24	Tuesday	16,085
235	18-Jul-24	Thursday	68,549
236	19-Jul-24	Friday	26,945
237	22-Jul-24	Monday	36,057
238	23-Jul-24	Tuesday	33,191
239	24-Jul-24	Wednesday	1,94,843
240	25-Jul-24	Thursday	47,625
Total Traded Quantity during the 240 exchange trading days on the relevant exchange preceding the relevant date		A	1,39,06,957
Total number of shares outstanding as per ICDR regulations		B	2,00,00,000
% of shares traded during the 240 exchange trading days preceding the relevant date		C=A/B	69.53%


Source : BSE



PAYAL GADA & CO
CHARTERED ACCOUNTANTS


Annexure A(ii)- Volume weighted average price ("VWAP") of 90 exchange trading days preceding the relevant date.

Annexure A(ii) - Volume weighted average price ("VWAP") of 90 exchange trading days preceding the relevant date					
BSE					
Day's Number	Name of the Company	Day of the week	Date	Daily turnover (INR)	Number of shares traded during the day
1	EFAIL	Wednesday	13-Mar-24	3,13,258	51,619
2	EFAIL	Thursday	14-Mar-24	2,27,352	37,893
3	EFAIL	Friday	15-Mar-24	2,94,400	47,016
4	EFAIL	Monday	18-Mar-24	1,17,740	18,597
5	EFAIL	Tuesday	19-Mar-24	2,66,412	42,823
6	EFAIL	Wednesday	20-Mar-24	42,813	6,946
7	EFAIL	Thursday	21-Mar-24	4,12,788	71,296
8	EFAIL	Friday	22-Mar-24	1,30,281	21,670
9	EFAIL	Tuesday	26-Mar-24	1,92,925	32,309
10	EFAIL	Wednesday	27-Mar-24	2,59,617	44,083
11	EFAIL	Thursday	28-Mar-24	5,37,927	91,493
12	EFAIL	Monday	01-Apr-24	2,46,158	40,589
13	EFAIL	Tuesday	02-Apr-24	3,43,163	53,254
14	EFAIL	Wednesday	03-Apr-24	2,72,850	41,656
15	EFAIL	Thursday	04-Apr-24	1,57,007	23,477
16	EFAIL	Friday	05-Apr-24	2,39,889	35,399
17	EFAIL	Monday	08-Apr-24	6,30,468	90,330
18	EFAIL	Tuesday	09-Apr-24	2,46,495	35,303
19	EFAIL	Wednesday	10-Apr-24	2,82,807	41,727
20	EFAIL	Friday	12-Apr-24	1,55,824	22,835
21	EFAIL	Monday	15-Apr-24	1,48,354	22,199
22	EFAIL	Tuesday	16-Apr-24	1,45,432	22,190
23	EFAIL	Thursday	18-Apr-24	1,53,481	23,508
24	EFAIL	Friday	19-Apr-24	1,91,028	29,731
25	EFAIL	Monday	22-Apr-24	1,67,696	26,201
26	EFAIL	Tuesday	23-Apr-24	1,80,463	28,144
27	EFAIL	Wednesday	24-Apr-24	1,27,431	19,570
28	EFAIL	Thursday	25-Apr-24	1,89,193	29,119
29	EFAIL	Friday	26-Apr-24	1,51,119	23,225
30	EFAIL	Monday	29-Apr-24	1,84,426	28,768
31	EFAIL	Tuesday	30-Apr-24	1,29,125	20,263
32	EFAIL	Thursday	02-May-24	1,40,525	22,027
33	EFAIL	Friday	03-May-24	1,80,551	28,527
34	EFAIL	Monday	06-May-24	41,662	6,621
35	EFAIL	Tuesday	07-May-24	1,65,625	27,057
36	EFAIL	Wednesday	08-May-24	2,11,357	34,206
37	EFAIL	Thursday	09-May-24	1,14,897	18,537
38	EFAIL	Friday	10-May-24	1,86,736	29,635
39	EFAIL	Monday	13-May-24	1,66,279	26,781
40	EFAIL	Tuesday	14-May-24	1,20,748	19,301
41	EFAIL	Wednesday	15-May-24	2,75,312	43,485
42	EFAIL	Thursday	16-May-24	1,43,875	22,648
43	EFAIL	Friday	17-May-24	2,84,813	45,581
44	EFAIL	Saturday	18-May-24	30,648	4,885
45	EFAIL	Tuesday	21-May-24	3,58,442	57,077



PAYAL GADA & CO
CHARTERED ACCOUNTANTS

Annexure A(ii) -		Volume weighted average price ("VWAP") of 90 exchange trading days preceding the relevant date			
BSE					
Day's Number	Name of the Company	Day of the week	Date	Daily turnover (INR)	Number of shares traded during the day
46	EFAIL	Wednesday	22-May-24	1,29,530	20,654
47	EFAIL	Thursday	23-May-24	1,22,062	19,455
48	EFAIL	Friday	24-May-24	2,95,876	47,164
49	EFAIL	Monday	27-May-24	81,314	13,123
50	EFAIL	Tuesday	28-May-24	94,392	15,311
51	EFAIL	Wednesday	29-May-24	82,032	13,357
52	EFAIL	Thursday	30-May-24	1,97,615	31,954
53	EFAIL	Friday	31-May-24	3,92,157	64,383
54	EFAIL	Monday	03-Jun-24	5,10,152	84,672
55	EFAIL	Tuesday	04-Jun-24	6,53,287	1,12,834
56	EFAIL	Wednesday	05-Jun-24	1,90,066	32,327
57	EFAIL	Thursday	06-Jun-24	71,815	12,068
58	EFAIL	Friday	07-Jun-24	2,28,794	37,224
59	EFAIL	Monday	10-Jun-24	1,57,091	25,743
60	EFAIL	Tuesday	11-Jun-24	4,31,153	69,537
61	EFAIL	Wednesday	12-Jun-24	2,36,251	37,405
62	EFAIL	Thursday	13-Jun-24	4,59,584	73,736
63	EFAIL	Friday	14-Jun-24	4,62,159	75,440
64	EFAIL	Tuesday	18-Jun-24	2,59,468	42,411
65	EFAIL	Wednesday	19-Jun-24	3,15,824	51,486
66	EFAIL	Thursday	20-Jun-24	1,85,831	30,448
67	EFAIL	Friday	21-Jun-24	1,71,390	28,067
68	EFAIL	Monday	24-Jun-24	2,78,213	45,326
69	EFAIL	Tuesday	25-Jun-24	2,45,315	39,960
70	EFAIL	Wednesday	26-Jun-24	2,31,643	37,950
71	EFAIL	Thursday	27-Jun-24	1,70,313	28,844
72	EFAIL	Friday	28-Jun-24	2,07,040	33,793
73	EFAIL	Monday	01-Jul-24	1,81,812	29,811
74	EFAIL	Tuesday	02-Jul-24	52,587	8,627
75	EFAIL	Wednesday	03-Jul-24	3,06,048	50,391
76	EFAIL	Thursday	04-Jul-24	2,66,757	43,840
77	EFAIL	Friday	05-Jul-24	73,163	11,930
78	EFAIL	Monday	08-Jul-24	5,55,416	91,778
79	EFAIL	Tuesday	09-Jul-24	1,34,060	22,195
80	EFAIL	Wednesday	10-Jul-24	1,85,285	30,792
81	EFAIL	Thursday	11-Jul-24	92,892	15,546
82	EFAIL	Friday	12-Jul-24	1,39,263	23,347
83	EFAIL	Monday	15-Jul-24	1,38,941	23,076
84	EFAIL	Tuesday	16-Jul-24	97,189	16,085
85	EFAIL	Thursday	18-Jul-24	4,09,767	68,549
86	EFAIL	Friday	19-Jul-24	1,61,352	26,945
87	EFAIL	Monday	22-Jul-24	2,09,653	36,057
88	EFAIL	Tuesday	23-Jul-24	1,96,611	33,191
89	EFAIL	Wednesday	24-Jul-24	12,21,573	1,94,843
90	EFAIL	Thursday	25-Jul-24	2,91,543	47,625
Total				2,11,39,671	34,08,901
VWAP of 90 exchange trading days volume weighted average price ("VWAP") preceding the relevant date					6.20



PAYAL GADA & CO
CHARTERED ACCOUNTANTS

Annexure A(iii) - Volume weighted average price ("VWAP") of 10 exchange trading days preceding the relevant date

Annexure A(iii) -		Volume weighted average price ("VWAP") of 10 exchange trading days preceding the relevant date			
BSE					
Day's Number	Name of the Company	Day of the week	Date	Daily turnover (INR)	Number of shares traded during the day
1	EFAIL	Thursday	11-Jul-24	92,892	15,546
2	EFAIL	Friday	12-Jul-24	1,39,263	23,347
3	EFAIL	Monday	15-Jul-24	1,38,941	23,076
4	EFAIL	Tuesday	16-Jul-24	97,189	16,085
5	EFAIL	Thursday	18-Jul-24	4,09,767	68,549
6	EFAIL	Friday	19-Jul-24	1,61,352	26,945
7	EFAIL	Monday	22-Jul-24	2,09,653	36,057
8	EFAIL	Tuesday	23-Jul-24	1,96,611	33,191
9	EFAIL	Wednesday	24-Jul-24	12,21,573	1,94,843
10	EFAIL	Thursday	25-Jul-24	2,91,543	47,625
Total				29,58,784	4,85,264
VWAP of 10 exchange trading days volume weighted average price ("VWAP") preceding the relevant date					6.10

